

ODYSSEY® Performance Batteries

Rated Operating Temperature -40°F (-40°C) to 140°F (60°C)

All values shown are nominal unless otherwise noted.

12 volt

NEW PART NUMBER (Old Part Number)	PHCA** 5 sec [A]	CCA* [A]	Reserve Capacity [Minutes]	Maximum Length [in (mm)]	Maximum Width [in (mm)]	Maximum Total Height [in (mm)]	Weight [lb (kg)]	Terminal	Drawing (Battery Reference Table)
ODP-AGM75 86 [†] (75/86-705)	1100	708	89	9.5 (240)	6.8 (172) [†]	7.9 (202)	43 (20.0)	SAE & Side [†]	C
ODP-AGM96R (96R-600)	1100	600	90	9.5 (242)	6.9 (175)	6.8 (174)	40 (18.0)	SAE	A
ODP-AGM47 H5 L2 (47-650 (LN2-H5))	1150	650	105	9.5 (242)	6.9 (175)	7.4 (189)	42 (19.0)	SAE	A
ODP-AGM25	1200	765	117	9.5 (241)	6.9 (175)	8.6 (219)	46 (21.0)	SAE	B
ODP-AGM35 (35-675)	1200	765	117	9.5 (241)	6.9 (175)	8.6 (219)	46 (21.0)	SAE	A
ODP-AGM48 H6 L3 (48-720)	1250	720	130	10.9 (277)	6.9 (174)	7.4 (189)	48 (22.0)	SAE	A
ODP-AGM24 (24-725)	1300	755	155	10.9 (276)	6.8 (172)	8.8 (224)	51 (23.0)	SAE	B
ODP-AGM24F (24F-725)	1300	755	155	10.9 (277)	6.8 (172)	8.8 (224)	51 (23.0)	SAE	A
ODP-AGM34 ^(D) (34-790)	1500	792	124	10.8 (276)	6.8 (172)	7.9 (199)	47 (21.0)	SAE	B
ODP-AGM34 78 ^(D) (ELT-AGM34/78)	1300	710	120	10.9 (277)	6.8 (173) [†]	7.8 (199)	47 (21.0)	SAE & Side [†]	C
ODP-AGM34R ^(D) (34R-790)	1500	792	124	10.8 (275)	6.8 (172)	7.9 (199)	47 (21.0)	SAE	A
ODP-AGM78 [†] (78-790)	1500	792	124	10.8 (275)	6.8 (172)	7.4 (187)	47 (21.0)	Side [†]	D
ODP-AGM65 ^{(1)(D)} (65-760)	1500	762	129	11.8 (301)	7.2 (183)	7.6 (192)	50 (23.0)	SAE	B
ODP-AGM27 (ELT-AGM27)	1500	850	182	12.5 (317)	6.8 (172)	8.8 (224)	60 (27.0)	SAE	B
ODP-AGM27F (ELT-AGM27F)	1500	850	182	12.5 (317)	6.8 (172)	8.8 (224)	60 (27.0)	SAE	A
ODP-AGM94R H7 L4 (94R-850)	1500	840	155	12.4 (315)	6.9 (174)	7.4 (189)	55 (25.0)	SAE	A
ODP-AGM49 H8 L5 (49-950)	1700	950	180	13.9 (353)	6.9 (174)	7.4 (189)	63 (29.0)	SAE	A
ODP-AGM31 ^{(1)(D)} (31-925S)	1750	925	200	13.0 (330)	6.8 (173)	9.6 (243)	70 (32.0)	3/8-16" [†] Stud	F
ODP-AGM31A ^(D) (31-925T)	1750	925	200	13.0 (330)	6.8 (173)	9.4 (240)	70 (32.0)	SAE	F
ODP-AGM4D (4D-1300)	2400	1300	370	20.4 (518)	8.8 (223)	8.6 (218)	117 (53.0)	SAE	I
ODP-AGM8D (NSB-AGM8D)	2700	1450	500	20.4 (517)	10.8 (275)	9.5 (242)	152 (69.0)	SAE	I
ODP-AGM8DT (NSB-AGM8DS)	2700	1450	500	20.4 (517)	10.8 (275)	9.5 (242)	152 (69.0)	Stud	I

ODYSSEY® Performance Batteries – Marine and RV Applications

Rated Operating Temperature -40°F (-40°C) to 140°F (60°C)

All values shown are nominal unless otherwise noted.

12 volt

NEW PART NUMBER (Old Part Number)	PHCA** 5 sec [A]	MCA* [A]	Reserve Capacity [Minutes]	Maximum Length [in (mm)]	Maximum Width [in (mm)]	Maximum Total Height [in (mm)]	Weight [lb (kg)]	Terminal	Drawing (Battery Reference Table)
ODP-AGM24M (ELT-AGM24M)	1300	825	155	10.9 (277)	6.8 (172)	8.8 (224)	51 (23.0)	M	E
ODP-AGM27M (ELT-AGM27M)	1500	975	182	12.5 (317)	6.8 (172)	8.8 (224)	60 (27.0)	M	E
ODP-AGM34M (ELT-AGM34M)	1300	810	120	10.9 (275)	6.8 (172)	7.8 (201)	47 (21.5)	M	E
ODP-AGM31M (ELT-AGM31)	1750	1050	190	12.9 (328)	6.8 (173)	10.0 (253)	63 (29.0)	M	E

ODYSSEY® Powersports Batteries

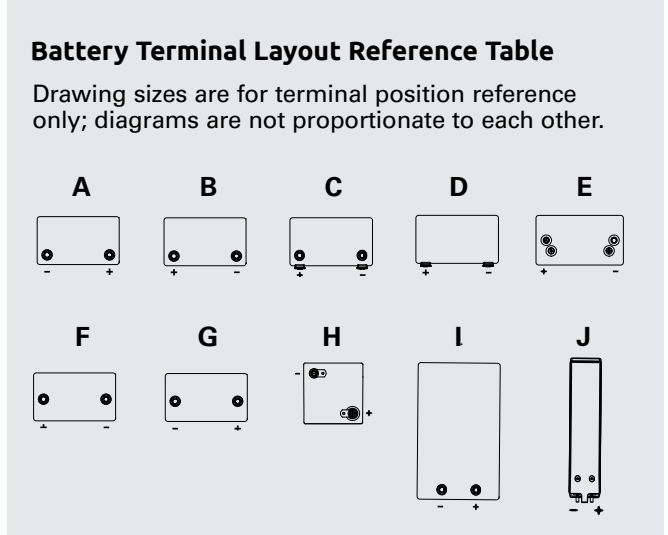
Rated Operating Temperature -40°F (-40°C) to 113°F (45°C)

Metal Jacket (M.J) Option increases rated operating temperature to 176°F (80°C)

All values shown are nominal unless otherwise noted.

12 volt

NEW PART NUMBER (Old Part Number)	PHCA** 5 sec [A]	CCA* [A]	Reserve Capacity [Minutes]	Maximum Length [in (mm)]	Maximum Width [in (mm)]	Maximum Total Height [in (mm)]	Weight [lb (kg)]	Terminal	Drawing (Battery Reference Table)
ODS-AGM8E (PC310)	310	100	9	5.4 (138)	3.4 (86)	3.9 (99)	6 (2.5)	M4 Receptacle	G
ODS-AGM14	565	220	18	5.9 (149)	3.4 (87)	5.7 (146)	10 (4.7)	M6 Receptacle	B
ODS-AGM15L (PC545)	460	150	18	6.9 (178)	3.3 (84)	4.9 (124)	11 (5.0)	M6 Receptacle	A
ODS-AGM16L ^{(1)(D)(M)} (PC680)	520	170	24	7.2 (182)	3.0 (77)	6.4 (162)	15 (7.0)	M6 Receptacle	A
ODS-AGM16B (PC535)	535	200	21	6.7 (170)	3.9 (99)	6.2 (159)	12 (5.5)	M6 Receptacle	B
ODS-AGM16C (PC625)	540	220	26	6.7 (170)	3.9 (99)	7.0 (177)	13 (6.0)	M6 Receptacle	A
ODS-AGM20L	900	330	48	6.6 (167)	6.9 (176)	4.7 (119)	13 (5.9)	M6 Receptacle	A
ODS-AGM28L ^{(1)(D)(M)} (PC925)	900	330	48	6.6 (167)	6.9 (176)	4.7 (119)	24 (11.0)	M6 Receptacle	A
ODS-AGM28 ^{(1)(D)(M)} (PC925L)	900	330	48	6.6 (167)	6.9 (176)	4.7 (119)	24 (11.0)	M6 Receptacle	B
ODS-AGM30E (PC950)	950	400	60	9.8 (250)	3.8 (97)	6.1 (156)	20 (9.0)	M6 Stud	A
ODS-AGM30L	7200	400	60	6.6 (166)	4.9 (125)	6.9 (174)	20 (9.2)	M6 Receptacle	A
ODS-AGM40E (PC1100)	1100	500	87	9.8 (250)	3.8 (97)	8.1 (206)	28 (13.0)	M6 Stud	A
ODS-AGM42L ^{(1)(D)(M)} (PC1200)	1200	540	78	7.8 (198)	6.5 (166)	6.4 (163)	38 (17.0)	M6 Receptacle	A
ODS-AGM42 ^{(1)(D)(M)} (PC1200L)	1200	540	78	7.8 (198)	6.5 (166)	7.5 (192)	38 (17.0)	M6 Receptacle	B
ODS-AGM70 ^{(1)(D)(M)} (PC1700)	1550	810	142	13.0 (331)	6.6 (168)	6.6 (168)	61 (28.0)	M6 Receptacle	A
ODS-AGM70S ^{(1)(D)} (PC1700S)	1550	810	142	13.0 (331)	6.6 (168)	7.4 (187)	61 (28.0)	5/16-18" [†] Stud	A



ODYSSEY® Extreme Batteries – Marine and RV Applications

Rated Operating Temperature -40°F (-40°C) to 176°F (80°C)

(ODS Batteries Rated Operating temperature -40°F (-40°C) to 104°F (40°C))

All values shown are nominal unless otherwise noted.

12 volt

NEW PART NUMBER (Old Part Number)	PHCA** 5 sec [A]	MCA* [A]	Reserve Capacity [Minutes]	Maximum Length [in (mm)]	Maximum Width [in (mm)]	Maximum Total Height [in (mm)]	Weight [lb (kg)]	Terminal	Drawing (Battery Reference Table)
ODS-AGM080FT (SMS-AGM80)	820	580	77	9.9 (251)	3.9 (98)	7.8 (199)	31 (14.0)	M6 Receptacle	J
ODX-AGM24M (NSB-AGM24M)	1500	1000	160	10.9 (277)	6.8 (172)	8.8 (224)	57 (26.0)	M	E
ODX-AGM34M (NSB-AGM34M)	1500	1050	134	10.9 (277)	6.8 (172)	7.8 (199)	51 (23.0)	M	E
ODX-AGM27M (NSB-AGM27M)	1750	1080	195	12.5 (317)	6.8 (172)	8.8 (224)	68 (31.0)	M	E
ODX-AGM65M (NSB-AGM65M)	1750	1070	135	11.8 (300)	7.3 (186)	7.6 (193)	54 (25.0)	M	E
ODS-AGM220FT (SMS-AGM220)	1750	1260	241	15.6 (396)	4.2 (108)	10.9 (277)	74 (33.5)	M6 Receptacle	J
ODS-AGM470FTT (PC1800-FT)	1800	1450	475	22.9 (581)	4.9 (125)	12.5 (317)	132 (60.0)	3/8-16" Stud	J
ODX-AGM31M (NSB-AGM31M)	2150	1370	220	13.0 (330)	6.8 (172)	9.9 (252)	75 (34.0)	M	E
ODS-AGM400FT (SMS-AGM400)	2150	1620	396	22.0 (560)	4.9 (125)	12.1 (308)	132 (60.0)	M6 Receptacle	J
ODS-AGM6M (PC2250)	2250	1550	240	11.3 (286)	10.6 (269)	9.2 (233)	86 (39.0)	SAE and 3/8-16" Stud	H
ODS-AGM480FT (SMS-AGM-480)	2440	1740	477	22.0 (560)	5.0 (126)	12.4 (316)	152 (69.0)	M6 Receptacle	J
ODX-AGM8DK (SMS-AGM8DK)	3125	2700	500	20.5 (521)	11.1 (283)	9.5 (242)	187 (85.0)	SAE	I
ODX-AGM8DKDT (SMS-AGM8DK-DT)	3125	2700	500	20.5 (521)	11.1 (283)	9.6 (243)	187 (85.0)	SAE and Front Stud	I
ODX-AGM8DKT (SMS-AGM8DK-S)	3125	2700	500	20.5 (521)	11.1 (283)	9.6 (243)	187 (85.0)	3/8-16" Stud	I

*Cold Start Performance S.A.E J537 Apr 2016

**Pulse Current

[†] Metal jacket available, increases all nominal dimensions

[‡] SAE terminal adapter available

[§] Hold down kit available^{§†}

^{††} Side terminal receptical (add 5/16" (8mm) to container width)



Want more info?
Scan code to access
the ODYSSEY® Battery
Literature Library



www.enersys.com

EnerSys World Headquarters

2366 Bernville Road
Reading, PA 19605, USA
Tel: +1-800-964-2837

EnerSys EMEA

EH Europe GmbH
Baarerstrasse 18
6300 Zug, Switzerland

EnerSys Asia

152 Beach Road
#11-08 Gateway East Building
Singapore 189721
Tel: +65 6431 3700

© 2023 EnerSys. All rights reserved. Trademarks and logos are the property of EnerSys and its affiliates unless otherwise noted. Subject to revisions without prior notice. E.&O.E.

AMER-EN-QR-ODY-0123

ODYSSEY® PERFORMANCE BATTERIES

ODYSSEY® EXTREME BATTERIES



THE GUTS TO BE DIFFERENT.

www.odysseybattery.com



It's the one battery built with...

PURE GUTS™

You've got what it takes to push yourself further. To drive harder. To endure the knocks and stay out longer. For all of you driven to such extremes, EnerSys® builds the ODYSSEY® battery with advanced features, including:

2X
POWER
+
3X
THE LIFE
OF
CONVENTIONAL
BATTERIES

**EXTREME
TEMPERATURE
TOLERANCE**

**VIBRATION
RESISTANT**

Thin Plate Pure Lead
99%
Technology

Engineered to run stronger and longer than any conventional battery

MASSIVE STARTING POWER
Engine cranking pulses up to 2700 amps for five seconds.

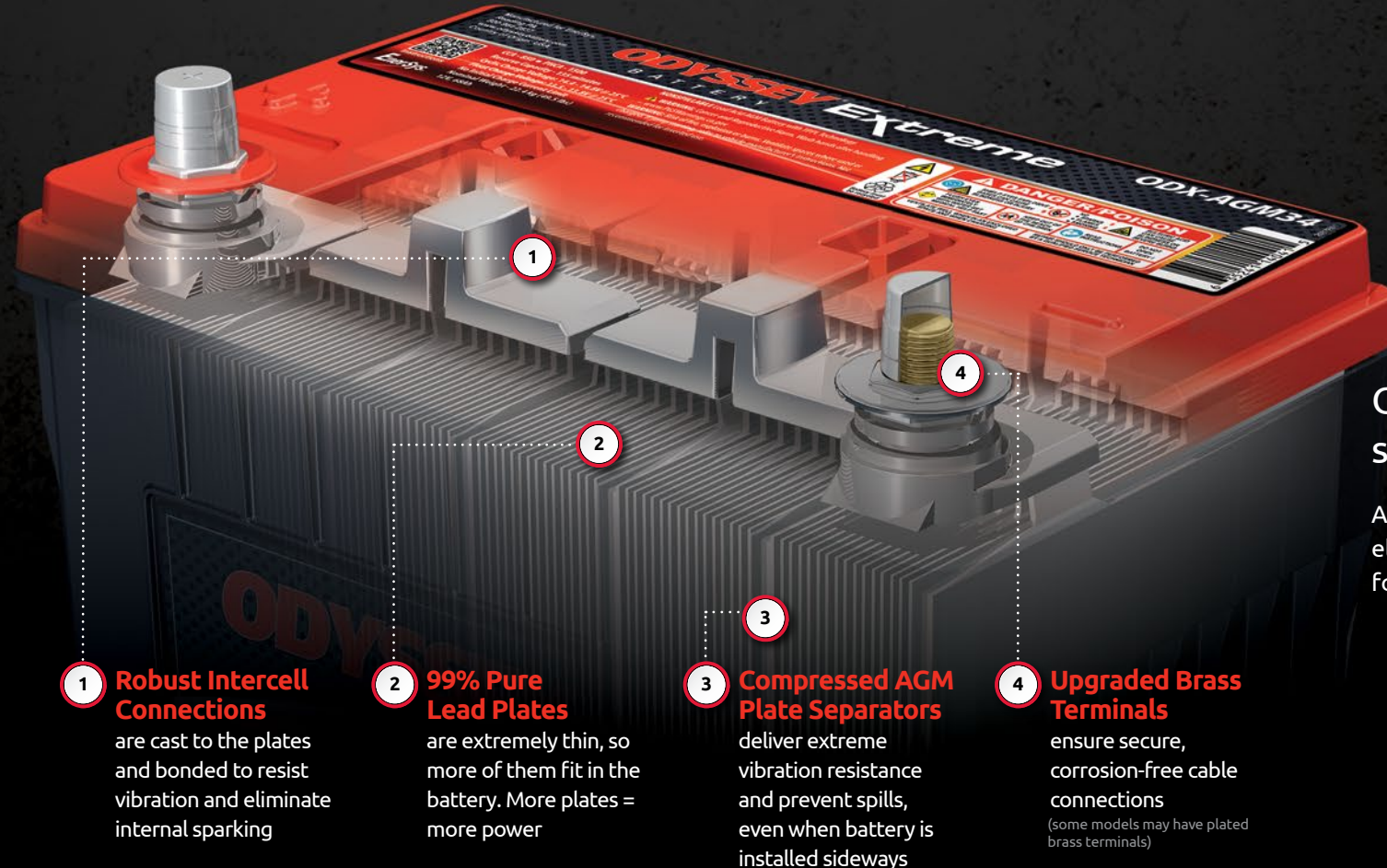
EXTREME TEMPERATURE TOLERANCE
-40°F (-40°C) to 140°F (60°C) for models without a metal jacket, and from -40°F (-40°C) to 176°F (80°C) for models with a metal jacket.

LONGER LIFE
8- to 12-year design life and
3- to 10-year service life.

EXTENDED CYCLE LIFE
400 charge-discharge cycles to 80% depth of discharge.

VIBRATION RESISTANT
Extreme protection against high-impact shocks and vibration.

VIRTUALLY MAINTENANCE-FREE
Sealed, Absorbed Glass Mat (AGM) design never requires watering.



1 Robust Intercell Connections
are cast to the plates and bonded to resist vibration and eliminate internal sparking

2 99% Pure Lead Plates
are extremely thin, so more of them fit in the battery. More plates = more power

3 Compressed AGM Plate Separators
deliver extreme vibration resistance and prevent spills, even when battery is installed sideways

4 Upgraded Brass Terminals
ensure secure, corrosion-free cable connections
(some models may have plated brass terminals)

Go further with the ODYSSEY® battery

ODYSSEY® Performance batteries and ODYSSEY Extreme batteries can handle a range of applications and performance demands.



Automotive and light truck



Off-road



Powersports



Marine



Fleet vehicles



Recreational vehicles



Heavy duty and commercial

ODYSSEY® batteries vs. spiral wound designs

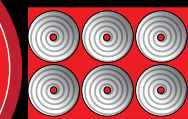
An ODYSSEY battery's densely packed plates eliminate the dead space in "six-pack" AGM designs for more power.

ODYSSEY® batteries



15%
more plate surface area

Spiral-wound design



■ Unused battery space

ODYSSEY® Extreme Batteries

Rated Operating Temperature -40°F (-40°C) to 176°F (80°C)
All values shown are nominal unless otherwise noted.

12 volt

NEW PART NUMBER (Old Part Number)	PHCA** 5 sec [A]	CCA* [A]	Reserve Capacity [Minutes]	Maximum Length [in (mm)]	Maximum Width [in (mm)]	Maximum Total Height [in (mm)]	Weight [lb (kg)]	Terminal	Drawing (Battery Reference Table)
ODX-AGM24⁽¹⁾ (NSB-AGM24)	1500	840	160	10.9 (276)	6.8 (172)	8.8 (222)	57 (26.0)	SAE	B
ODX-AGM24F (NSB-AGM24F)	1500	840	160	10.9 (276)	6.8 (172)	8.8 (222)	57 (26.0)	SAE	A
ODX-AGM34⁽¹⁾ (34-PC1500)	1500	850	135	10.9 (276)	6.8 (172)	7.9 (202)	50 (22.5)	SAE	B
ODX-AGM34R⁽¹⁾ (34R-PC1500)	1500	850	135	10.9 (276)	6.8 (172)	7.9 (202)	50 (22.5)	SAE	A
ODX-AGM34 78⁽¹⁾⁽²⁾ (34/78-PC1500)	1500	850	135	10.9 (276)	6.8 (172) [†]	7.9 (200)	50 (22.5)	SAE & Side	C
ODX-AGM78 (78-PC1500)	1500	850	135	10.9 (276)	6.8 (172) [†]	7.3 (186)	50 (22.0)	Side	D
ODX-AGM27 (NSB-AGM27)	1750	930	195	12.5 (317)	6.8 (172)	8.8 (224)	68 (31.0)	SAE	B
ODX-AGM27F (NSB-AGM27F)	1750	930	195	12.5 (317)	6.8 (172)	8.8 (224)	68 (31.0)	SAE	A
ODX-AGM65⁽³⁾ (65-PC1750)	1750	950	145	11.8 (301)	7.2 (183)	7.5 (190)	54 (24.5)	SAE	B
ODX-AGM31⁽¹⁾⁽²⁾⁽³⁾ (31-PC2150S)	2150	1150	205	13.0 (330)	6.8 (173)	9.5 (241)	78 (35.5)	3/8-16" Stud	F
ODX-AGM31A⁽¹⁾⁽²⁾ (31-PC2150T)	2150	1150	205	13.0 (330)	6.8 (173)	9.7 (246)	78 (35.5)	SAE	G
ODX-AGM31R⁽¹⁾⁽²⁾ (31R-PC2150S)	2150	1150	205	13.0 (330)	6.8 (173)	9.5 (241)	78 (35.5)	3/8-16" Stud	F

*Cold Start Performance S.A.E J537 Apr 2016

**Pulse Current

¹ Metal jacket available, increases all nominal dimensions

² SAE terminal adapter available

³ Hold down kit available⁽⁴⁾

[†] Side terminal receptacle (add 5/16" (8mm) to container width)